



# MEDFORD SR HI SCHOOL

## November 2014

### Analysis Overview

#### Collection Information

<b>Date of Analysis:</b>	18-Nov-2014 14:32:41
<b>Circulation System:</b>	Follett Destiny
<b>Data Integrity:</b>	Good: 99.98% holdings recognized
<b># of Records:</b>	12747
<b># of Holdings:</b>	13957
<b>Recognized Call Numbers:</b>	13954
<b>Average Age:</b>	2002
<b>Enrollment:</b>	624
<b>Items per Student:</b>	22.36

#### School Information

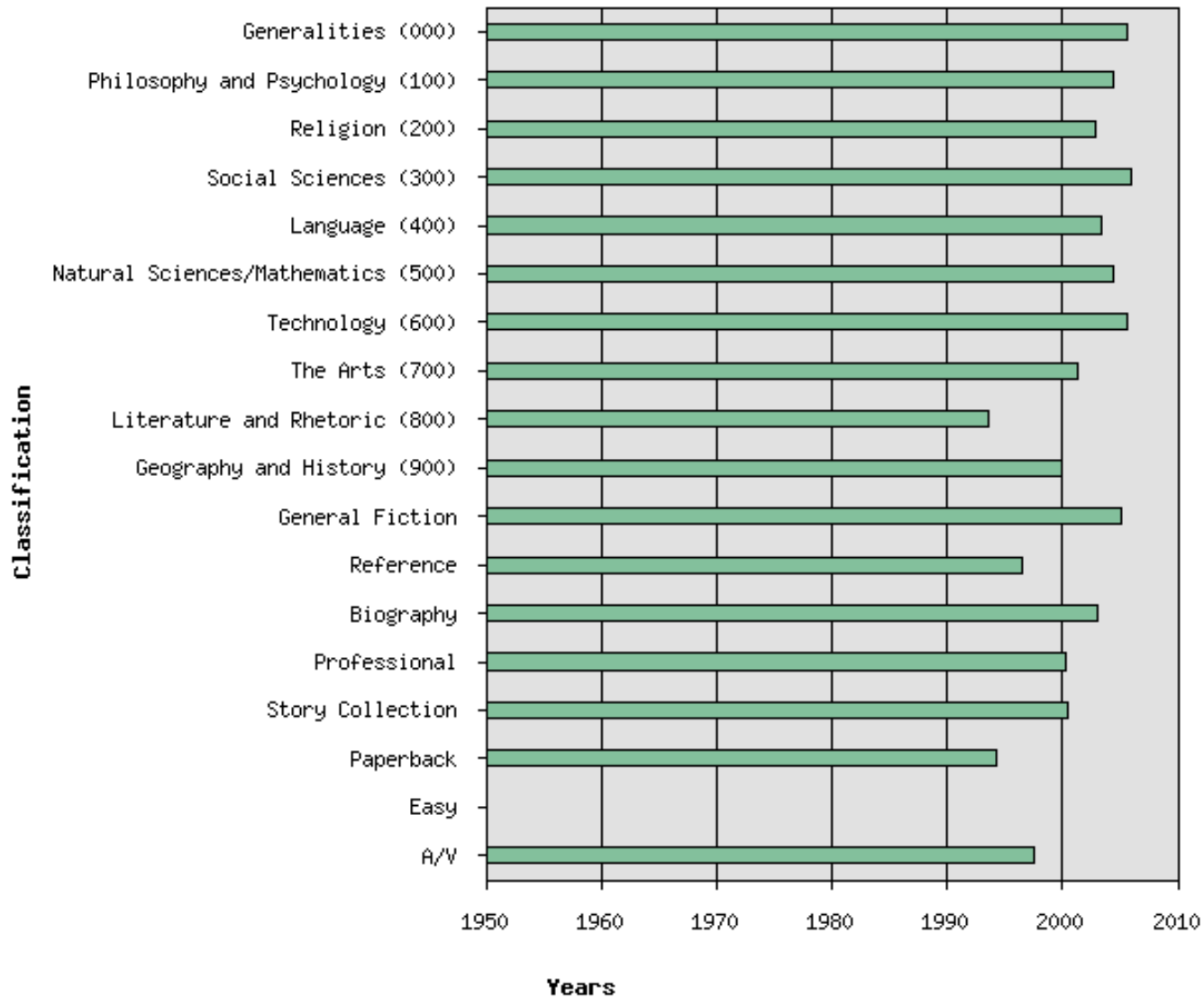
MEDFORD SR HI SCHOOL  
1015 W BROADWAY AVE  
MEDFORD, WI 54451

#### Contact Information

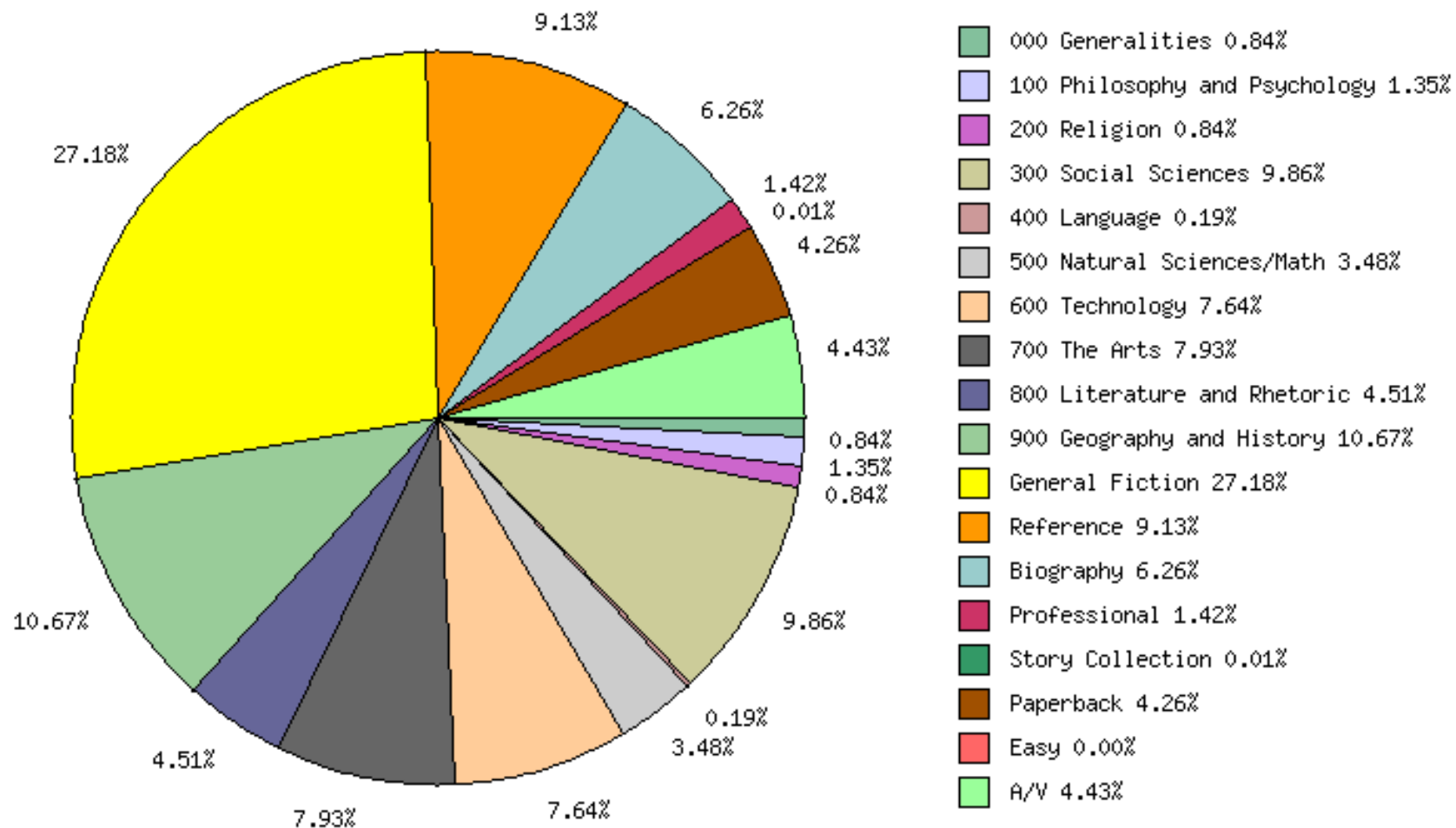
<b>Name:</b>	Pat Eloranta
<b>Phone:</b>	715-748-5951
<b>Phone (alt):</b>	
<b>Fax:</b>	715-748-6438
<b>Email:</b>	elorapa@medford.k12.wi.us
<b>Email (alt):</b>	



## Collection Analysis (by 100s) - Average Age



## Collection Analysis (by 100s) - Main Classification Percentages



# MEDFORD SR HI SCHOOL

Prepared By : Pat Eloranta

18-Nov-2014 14:32:41

## Collection Analysis (by 10s)

The Hundreds Divisions		Age	Items	% of Collection
000	Generalities	2006	84	0.60%
010	Bibliography	n/a	0	0.00%
020	Library and Information Sciences	2008	10	0.07%
030	General Encyclopedic Works	2005	8	0.06%
040	n/a	n/a	0	0.00%
050	General Serial Publications	n/a	0	0.00%
060	General Organizations and Museology	1978	1	0.01%
070	News Media, Journalism, Publishing	2006	14	0.10%
080	General Collections	n/a	0	0.00%
090	Manuscripts and Rare Books	n/a	0	0.00%
<b>Generalities Totals</b>		<b>2006</b>	<b>117</b>	<b>0.84%</b>
100	Philosophy and Psychology	2014	1	0.01%
110	Metaphysics	n/a	0	0.00%
120	Epistemology, Causation, Humankind	n/a	0	0.00%
130	Paranormal Phenomena	2003	58	0.42%
140	Specific Philosophical Schools	n/a	0	0.00%
150	Psychology	2003	69	0.49%
160	Logic	2010	1	0.01%
170	Ethics	2007	46	0.33%
180	Ancient, Medieval, Oriental Philosophy	2007	8	0.06%
190	Modern Western Philosophy	2009	5	0.04%
<b>Philosophy and Psychology Totals</b>		<b>2004</b>	<b>188</b>	<b>1.35%</b>
200	Religion	2005	28	0.20%
210	Philosophy and Theory of Religion	2009	1	0.01%
220	Bible	2005	5	0.04%
230	Christianity/Christian Theology	2002	7	0.05%
240	Christian Moral & Devotional Theology	2007	3	0.02%
250	Christian Orders & Local Church	n/a	0	0.00%
260	Social and Ecclesiastical Theology	2002	4	0.03%
270	History of Christianity	2003	9	0.06%
280	Christian Denominations & Sects	2003	13	0.09%
290	Comparative and Other Religions	2001	47	0.34%
<b>Religion Totals</b>		<b>2003</b>	<b>117</b>	<b>0.84%</b>

# MEDFORD SR HI SCHOOL

Prepared By : Pat Eloranta

18-Nov-2014 14:32:41

## Collection Analysis (by 10s)

The Hundreds Divisions		Age	Items	% of Collection
300	Social Sciences	2006	236	1.69%
310	Collections of General Statistics	n/a	0	0.00%
320	Political Science	2006	119	0.85%
330	Economics	2007	269	1.93%
340	Law	2004	137	0.98%
350	Public Admin and Military Science	2004	78	0.56%
360	Social Problems and Services	2007	354	2.54%
370	Education	2007	68	0.49%
380	Commerce, Commun., Transportation	2007	38	0.27%
390	Customs, Etiquette, Folklore	2003	77	0.55%
<b>Social Sciences Totals</b>		<b>2006</b>	<b>1376</b>	<b>9.86%</b>
400	Language	n/a	0	0.00%
410	Linguistics	1989	3	0.02%
420	English and Old English	2006	21	0.15%
430	Germanic Languages, German	n/a	0	0.00%
440	Romance Languages, French	n/a	0	0.00%
450	Italian, Romanian, Rhaeto-Romanic	n/a	0	0.00%
460	Spanish and Portuguese Languages	2003	1	0.01%
470	Italic Languages, Latin	n/a	0	0.00%
480	Hellenic Languages, Classical Greek	n/a	0	0.00%
490	Other Languages	2001	2	0.01%
<b>Language Totals</b>		<b>2003</b>	<b>27</b>	<b>0.19%</b>
500	Natural Sciences/Mathematics	2004	42	0.30%
510	Mathematics	2006	29	0.21%
520	Astronomy and Allied Sciences	2006	42	0.30%
530	Physics	2007	38	0.27%
540	Chemistry and Allied Sciences	2004	38	0.27%
550	Earth Sciences	2005	62	0.44%
560	Paleontology, Paleozoology	2007	19	0.14%
570	Life Sciences, Biology	2004	58	0.42%
580	Plants	1998	9	0.06%
590	Animals	2003	149	1.07%
<b>Natural Sciences/Mathematics Totals</b>		<b>2004</b>	<b>486</b>	<b>3.48%</b>

# MEDFORD SR HI SCHOOL

Prepared By : Pat Eloranta

18-Nov-2014 14:32:41

## Collection Analysis (by 10s)

The Hundreds Divisions		Age	Items	% of Collection
600	Technology	2000	20	0.14%
610	Medical Sciences, Medicine	2007	553	3.96%
620	Engineering and Allied Operations	2004	186	1.33%
630	Agriculture	2004	87	0.62%
640	Home Economics and Family Living	2004	141	1.01%
650	Management Auxiliary Services	2006	32	0.23%
660	Chemical Engineering	2009	6	0.04%
670	Manufacturing	1992	2	0.01%
680	Manufacture for Specific Uses	2003	22	0.16%
690	Buildings	2004	17	0.12%
<b>Technology Totals</b>		<b>2006</b>	<b>1066</b>	<b>7.64%</b>
700	The Arts	1999	95	0.68%
710	Civic and Landscape Art	1999	10	0.07%
720	Architecture	2003	21	0.15%
730	Plastic Arts, Sculpture	1997	26	0.19%
740	Drawing and Decorative Arts	2004	210	1.50%
750	Painting and Paintings	1997	150	1.07%
760	Graphic Arts, Print Making	1990	10	0.07%
770	Photography and Photographs	2001	26	0.19%
780	Music	2001	98	0.70%
790	Recreational and Performing Arts	2002	461	3.30%
<b>The Arts Totals</b>		<b>2001</b>	<b>1107</b>	<b>7.93%</b>
800	Literature and Rhetoric	2000	71	0.51%
810	American Literature in English	1994	383	2.74%
820	English and Old English Literatures	1991	142	1.02%
830	Literatures of Germanic Languages	1985	6	0.04%
840	Literatures of Romance Languages	1982	7	0.05%
850	Italian, Romanian, Rhaeto-Romanic	1989	2	0.01%
860	Spanish and Portuguese Literatures	1994	5	0.04%
870	Italic Literatures, Latin	1986	3	0.02%
880	Hellenic Literatures, Classical Greek	1999	7	0.05%
890	Literatures of Other Languages	1979	3	0.02%
<b>Literature and Rhetoric Totals</b>		<b>1994</b>	<b>629</b>	<b>4.51%</b>

## MEDFORD SR HI SCHOOL

Prepared By : Pat Eloranta

18-Nov-2014 14:32:41

# Collection Analysis (by 10s)

The Hundreds Divisions		Age	Items	% of Collection
900	Geography and History	2002	63	0.45%
910	Geography and Travel	2000	53	0.38%
920	Biography, Genealogy, Insignia	1996	7	0.05%
930	History of Ancient World	2000	61	0.44%
940	General History of Europe	2000	344	2.47%
950	General History of Asia	2003	210	1.50%
960	General History of Africa	2004	47	0.34%
970	General History of North America	1999	654	4.69%
980	General History of South America	2001	37	0.27%
990	General History of Other Areas	2006	13	0.09%
<b>Geography and History Totals</b>		<b>2000</b>	<b>1489</b>	<b>10.67%</b>

## Additional Category Listings

General Fiction	2005	3793	27.18%
Reference	1997	1274	9.13%
Biography	2003	873	6.26%
Professional	2000	198	1.42%
Story Collection	2001	2	0.01%
Paperback	1994	594	4.26%
Easy	n/a	0	0.00%
A/V	1998	618	4.43%
<b>Additional Category Listings Totals</b>	<b>2002</b>	<b>7352</b>	<b>52.69%</b>

<b>Totals</b>	<b>2002</b>	<b>13954</b>
---------------	-------------	--------------



## MEDFORD SR HI SCHOOL

Prepared By : Pat Eloranta

18-Nov-2014 14:32:41

# Balanced Dewey Comparisons

## Hundreds Divisions

		Avg Age	Items	% of Collection	FLR Bal. Dewey	Difference
000	Generalities	2006	117	0.84%	1.50%	-0.66%
100	Philosophy and Psychology	2004	188	1.35%	1.00%	0.35%
200	Religion	2003	117	0.84%	1.50%	-0.66%
300	Social Sciences	2006	1376	9.86%	11.50%	-1.64%
400	Language	2003	27	0.19%	2.00%	-1.81%
500	Natural Sciences/Mathematics	2004	486	3.48%	8.00%	-4.52%
600	Technology	2006	1066	7.64%	8.00%	-0.36%
700	The Arts	2001	1107	7.93%	8.00%	-0.07%
800	Literature and Rhetoric	1994	629	4.51%	9.00%	-4.49%
900	Geography and History	2000	1489	10.67%	10.00%	0.67%

## Additional Category Listings

General Fiction	2005	3793	27.18%	16.00%	11.18%
Reference	1997	1274	9.13%	15.00%	-5.87%
Biography	2003	873	6.26%	7.00%	-0.74%
Professional	2000	198	1.42%	1.50%	-0.08%
Story Collection	2001	2	0.01%	n/a	n/a
Paperback	1994	594	4.26%	n/a	n/a
Easy	n/a	0	0.00%	0.00%	0.00%
A/V	1998	618	4.43%	n/a	n/a

### Totals

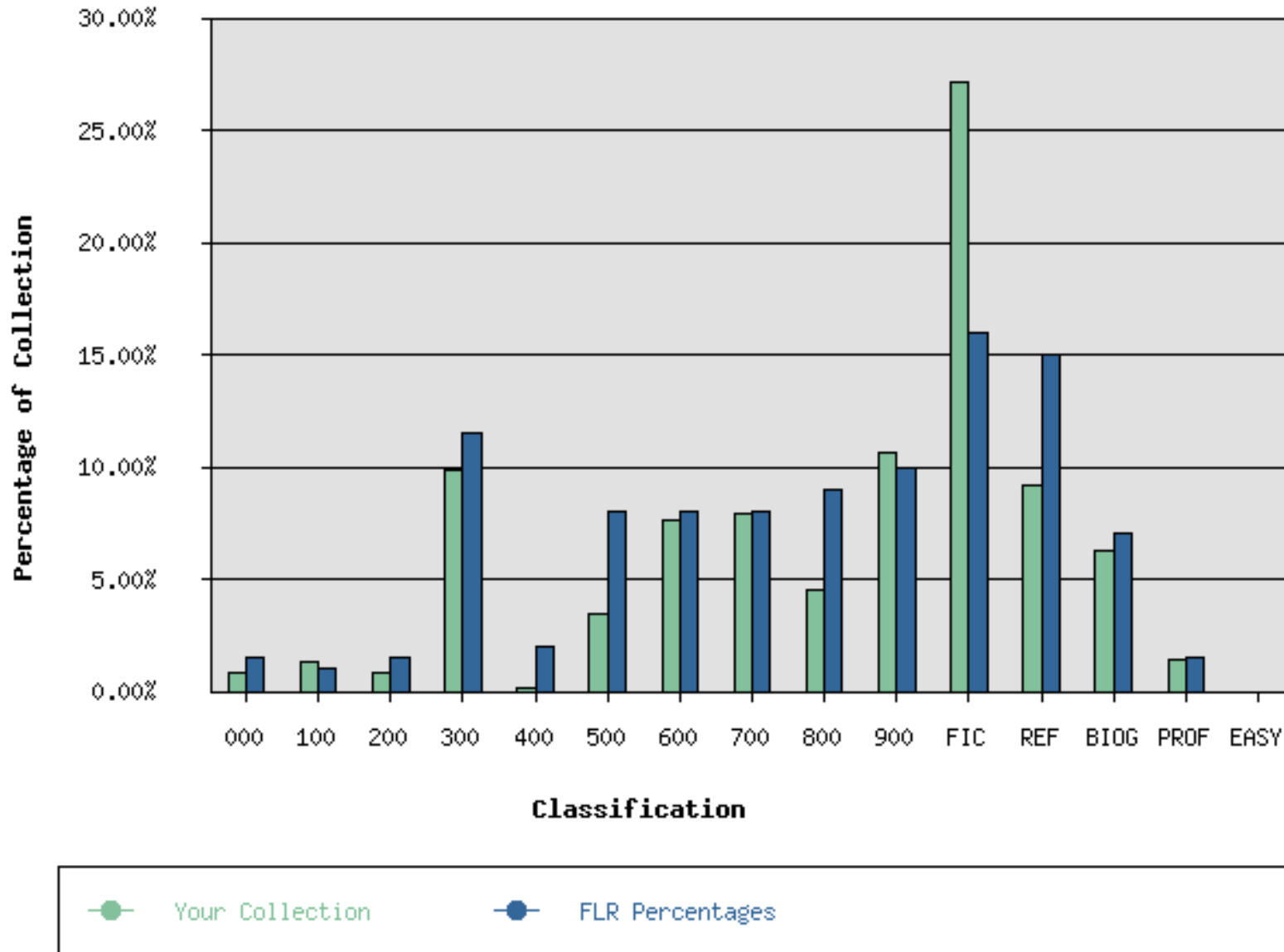
**2002 13954**

# MEDFORD SR HI SCHOOL

Prepared By : Pat Eloranta

18-Nov-2014 14:32:41

## Balanced Dewey Comparisons



# MEDFORD SR HI SCHOOL

Prepared By : Pat Eloranta

18-Nov-2014 14:32:41

## Collection By Year

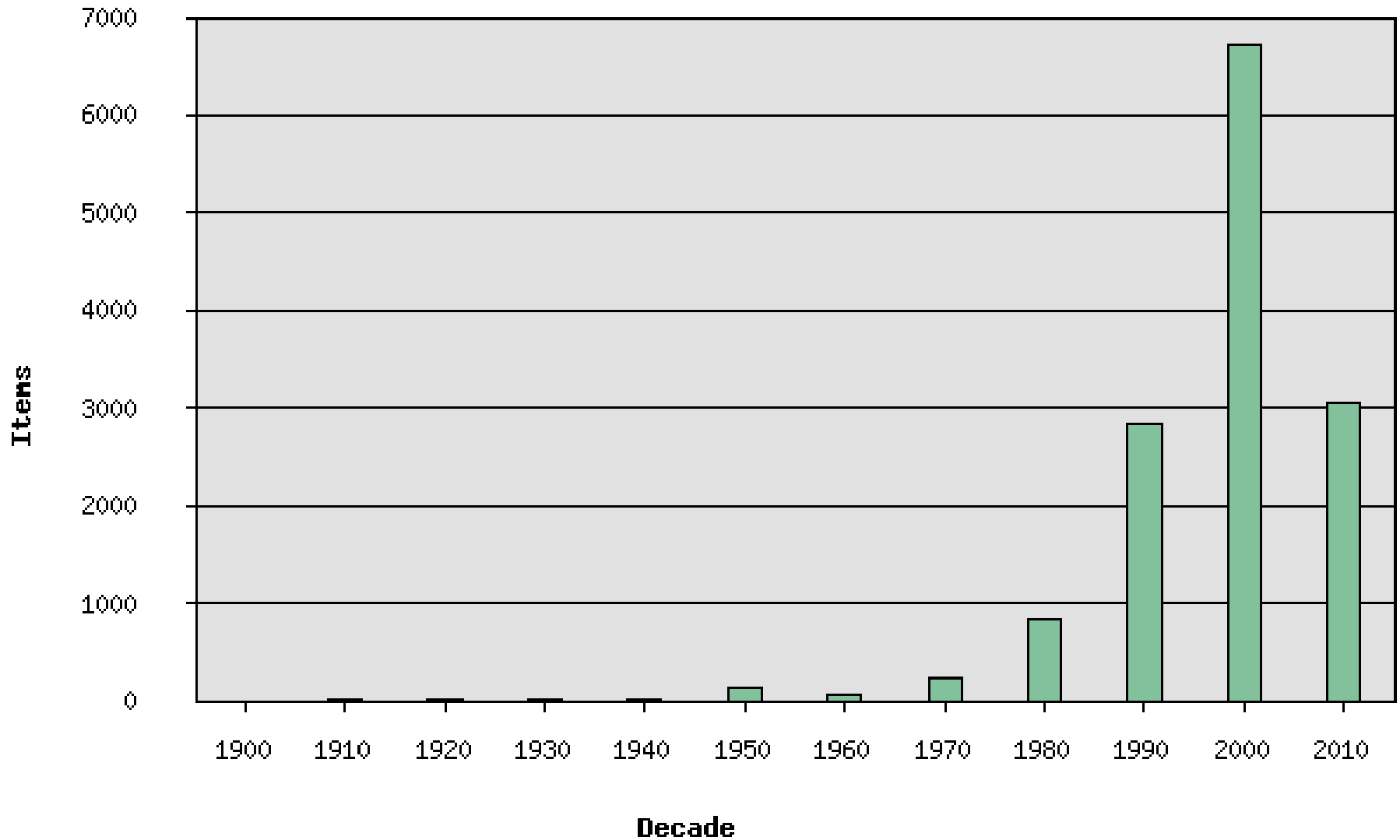
Decade	# of Books
1900	0
1910	1
1920	1
1930	5
1940	2
1950	128
1960	63
1970	230
1980	833
1990	2845
2000	6723
2010	3045
No year given/out of range	81
<b>Total</b>	<b>13957</b>

# MEDFORD SR HI SCHOOL

Prepared By : Pat Eloranta

18-Nov-2014 14:32:41

## Collection By Year



## MEDFORD SR HI SCHOOL

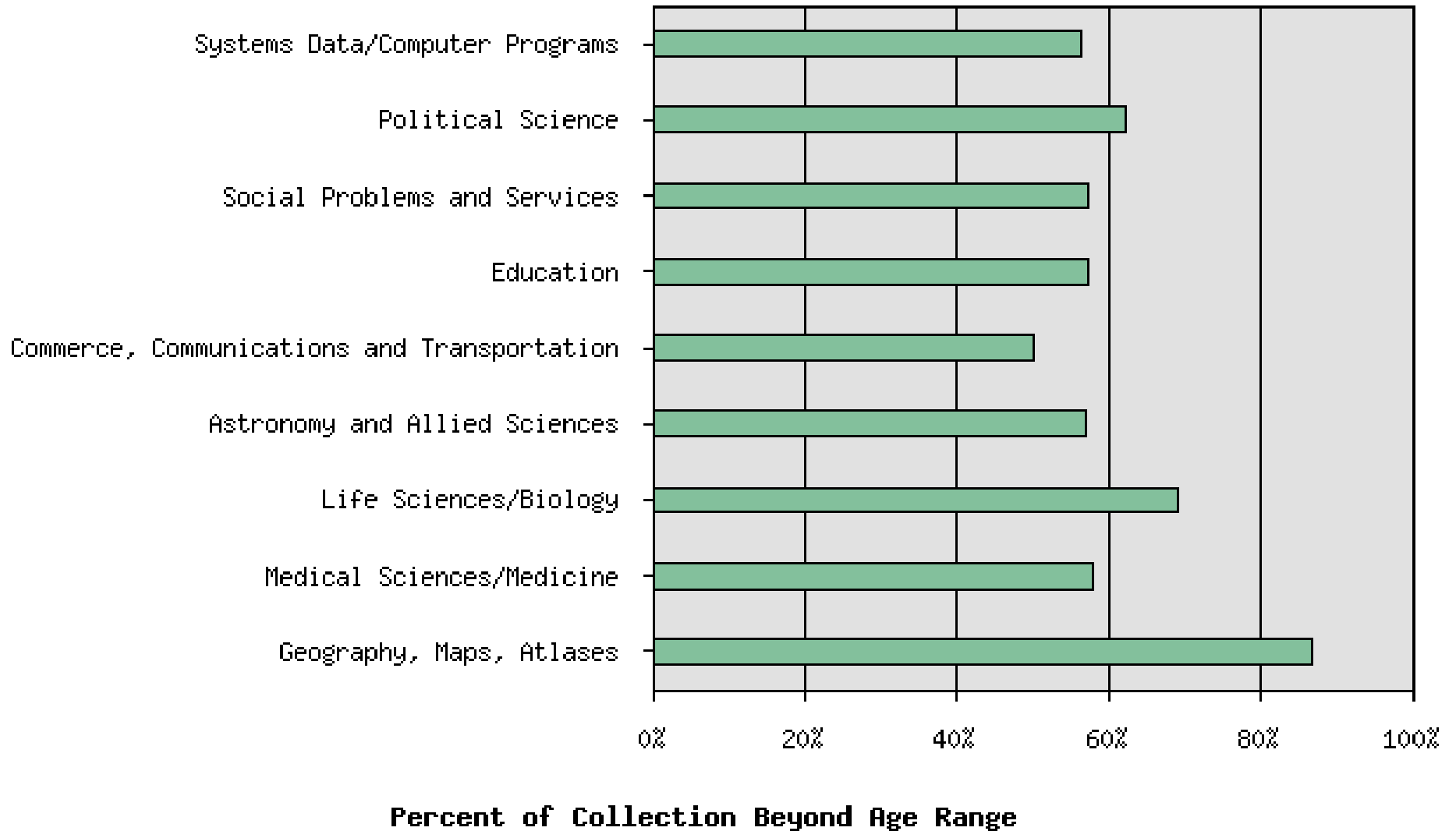
Prepared By : Pat Eloranta

18-Nov-2014 14:32:41

### Age Sensitivity

Dewey Ranges		Acceptable Age (Years)	Items in Collection	Aged	
003-007	Systems Data/Computer Programs	3	46	26	56.52%
320-329	Political Science	5	119	74	62.18%
361-369	Social Problems and Services	5	354	203	57.34%
370-379	Education	5	68	39	57.35%
380-389	Commerce, Communications and Transportation	5	38	19	50.00%
520-529	Astronomy and Allied Sciences	5	42	24	57.14%
570-579	Life Sciences/Biology	5	58	40	68.97%
610-619	Medical Sciences/Medicine	5	553	320	57.87%
910-919	Geography, Maps, Atlases	5	53	46	86.79%

## Age Sensitivity



## The Hundred Divisions (Summary)

### **000 Generalities**

- 010 Bibliography
- 020 Library and Information Sciences
- 030 General Encyclopedic Works
- 040 n/a
- 050 General Serial Publications
- 060 General Organizations and Museology
- 070 News Media, Journalism, Publishing
- 080 General Collections
- 090 Manuscripts and Rare Books

### **100 Philosophy and Psychology**

- 110 Metaphysics
- 120 Epistemology, Causation, Humankind
- 130 Paranormal Phenomena
- 140 Specific Philosophical Schools
- 150 Psychology
- 160 Logic
- 170 Ethics
- 180 Ancient, Medieval, Oriental Philosophy
- 190 Modern Western Philosophy

### **200 Religion**

- 210 Philosophy and Theory of Religion
- 220 Bible
- 230 Christianity/Christian Theology
- 240 Christian Moral & Devotional Theology
- 250 Christian Orders & Local Church
- 260 Social and Ecclesiastical Theology
- 270 History of Christianity
- 280 Christian Denominations & Sects
- 290 Comparative and Other Religions

### **300 Social Sciences**

- 310 Collections of General Statistics
- 320 Political Science
- 330 Economics
- 340 Law
- 350 Public Admin and Military Science
- 360 Social Problems and Services
- 370 Education
- 380 Commerce, Commun., Transportation
- 390 Customs, Etiquette, Folklore

### **400 Language**

- 410 Linguistics
- 420 English and Old English
- 430 Germanic Languages, German
- 440 Romance Languages, French
- 450 Italian, Romanian, Rhaeto-Romanic
- 460 Spanish and Portuguese Languages
- 470 Italic Languages, Latin
- 480 Hellenic Languages, Classical Greek
- 490 Other Languages

### **500 Natural Sciences/Mathematics**

- 510 Mathematics
- 520 Astronomy and Allied Sciences
- 530 Physics
- 540 Chemistry and Allied Sciences
- 550 Earth Sciences
- 560 Paleontology, Paleozoology
- 570 Life Sciences, Biology
- 580 Plants
- 590 Animals

### **600 Technology**

- 610 Medical Sciences, Medicine
- 620 Engineering and Allied Operations
- 630 Agriculture
- 640 Home Economics and Family Living
- 650 Management Auxiliary Services
- 660 Chemical Engineering
- 670 Manufacturing
- 680 Manufacture for Specific Uses
- 690 Buildings

### **700 The Arts**

- 710 Civic and Landscape Art
- 720 Architecture
- 730 Plastic Arts, Sculpture
- 740 Drawing and Decorative Arts
- 750 Painting and Paintings
- 760 Graphic Arts, Print Making
- 770 Photography and Photographs
- 780 Music
- 790 Recreational and Performing Arts

### **800 Literature and Rhetoric**

- 810 American Literature in English
- 820 English and Old English Literatures
- 830 Literatures of Germanic Languages
- 840 Literatures of Romance Languages
- 850 Italian, Romanian, Rhaeto-Romanic
- 860 Spanish and Portuguese Literatures
- 870 Italic Literatures, Latin
- 880 Hellenic Literatures, Classical Greek
- 890 Literatures of Other Languages

### **900 Geography and History**

- 910 Geography and Travel
- 920 Biography, Genealogy, Insignia
- 930 History of Ancient World
- 940 General History of Europe
- 950 General History of Asia
- 960 General History of Africa
- 970 General History of North America
- 980 General History of South America
- 990 General History of Other Areas